




## DRAMATIC FIRE

Our Phantom Fire Pit is a stunning addition to any outdoor living area.

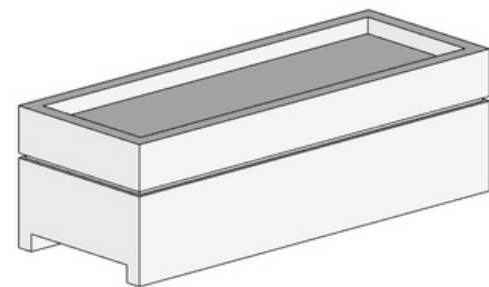
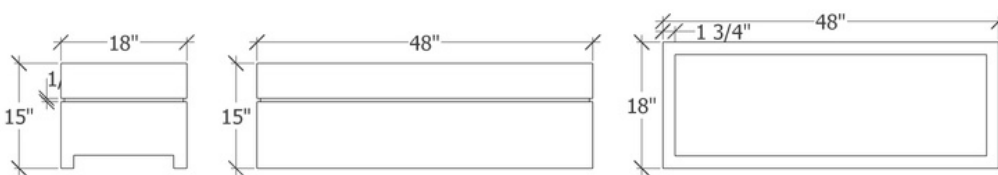
With the focus entirely on the impressive linear flame, this unit is perfect either for an outdoor entertainment area or to create a space divider.

## Product Features/Specifications:

- Available in 65K BTU and 150K BTU
- Available for Liquid Propane or Natural Gas
- Available in 8 colors
- Complimentary Lava Rocks
- Other media available for purchase
- Manual Lit Ignition (available for upgrade to Electronic Ignition - please contact for further information)
- Weight: 155 lbs.
- Overhead clearance should be a minimum of 120" and 36" horizontally from any combustible structure or materials



## Dimensions



## Min. and Max. Gas Inlet Pressures

The installer is responsible for using the correct fuel lines and/or regulation to provide gas to the fire feature within the specified minimum and maximum gas inlet pressures below:

### Gas Inlet Pressures

MATCH LIGHT	Minimum	Maximum
Natural Gas	3.5" W.C. (.8718 Kpa)	7.0" W.C. (1.7436 Kpa)
Liquid Propane	11.0" W.C. (2.7399 Kpa)	13.0" W.C. (3.2381 Kpa)