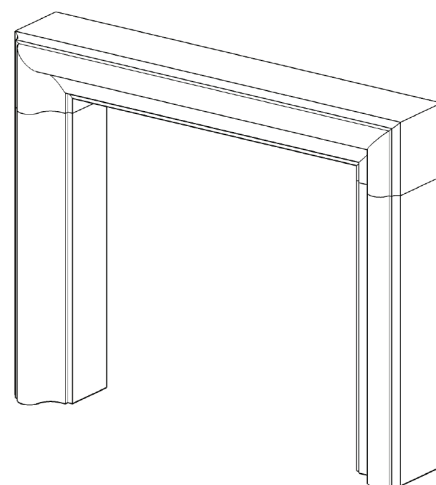
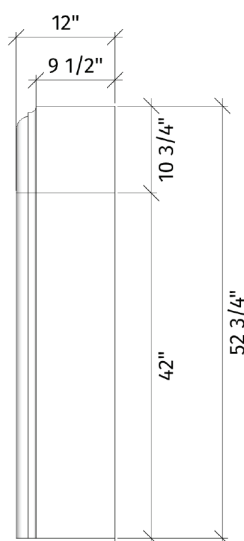
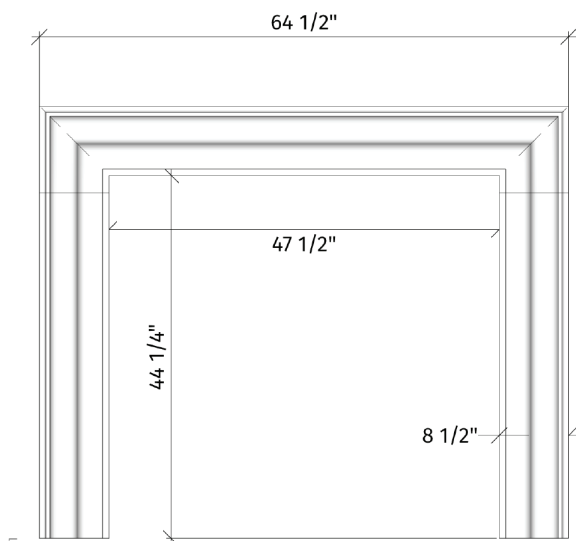


# Chateau



*Enduring. Versatile.*



A timeless pictureframe design the **Chateau mantel** has elegant curves to soften its profile and lend the ideal frame for contemporary and traditional spaces alike.

*The 47" x 44" fireplace opening can accommodate most gas units.*

## Chateau

**PACKAGE  
INCLUDES:**

- concrete mantel, legs
- concrete infill panels
- colour-matched caulking

*Surrounds ship pre-sealed*

**DreamCast**  
Design & Production

Please contact us at **1-604-278-4939** with any questions.

We also encourage you to explore our website at **[www.dreamcastdesign.com](http://www.dreamcastdesign.com)**

Our experienced team can assist you with product information, installation and design recommendations.