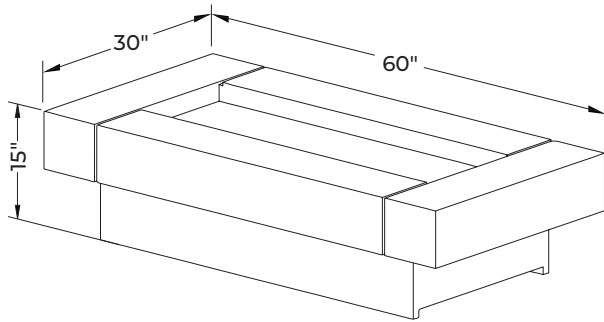


Quadra 60

ARCHITECTURAL ELEGANCE

The Quadra 60 blends strong geometry with generous proportions, creating a bold, architectural centerpiece. Its sleek form elevates any gathering space. One of our most popular designs available in varying sizes.

Weight 374 lbs.




Dimensions
60" x 30" x 15"



TECHNICAL DATA

	Manual	Push Button	Electronic Ignition
Standard System (ETL Certified System)	160K BTU NG/LP	—	150K BTU NG/LP
Low-Clearance system (CSA/UL Approved Burner assembly)	65K BTU NG/LP	115K BTU NG/LP	115K BTU NG/LP

 For technical information, view the manual
www.dreamcastdesign.com

DreamCast
Design & Production



Please contact us at 1-888-616-4939 with any questions, or email us at info@dreamcastdesign.com

Quadra 60

All units ship with either NG/LP burner, lava rock topping and water resistant cover.

TOPPING OPTIONS



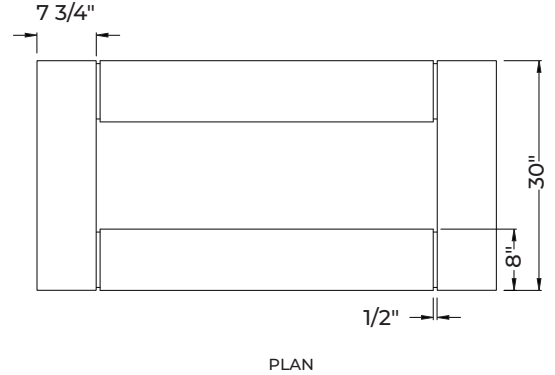
RIVER STONES



TUMBLED ROCKS



LOG SETS



EI ACCESSORIES



TIMER

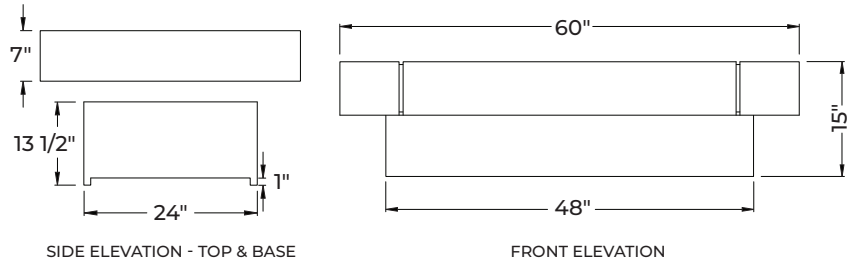


REMOTE



EMERGENCY STOP

To explore more toppings & accessories, visit www.dreamcastdesign.com



Min. and Max. Gas Inlet Pressures

The installer is responsible for using the correct fuel lines and/or regulation to provide gas to the fire feature within the specified minimum and maximum gas inlet pressures.

Refer to installation manual for more details

